

**ODISHA BUILDING AND
OTHER CONSTRUCTION WORKERS WELFARE BOARD
(Office of the Labour Commissioner, Odisha, Bhubaneswar)**

Letter No. 1987 /OBOWWB, dated, Bhubaneswar, the 16-12-2021

From:

Dr. N. Thirumala Naik, IAS
Labour Commissioner, Odisha-cum-
Member Secretary, OB&OCWW Board.

To

The General Manager (Admin)
OCAC, Bhubaneswar.


Sub: Submission of revised guidelines for on-boarding of educational schemes of OB&OCWW Board under State Scholarship Portal

Ref: This office Letter No. 287 dated 03.03.2021

Madam,


With reference to the subject cited above, I am to enclose herewith the revised guidelines enabling online application by the ward of a BoC worker for availing educational assistance under the OB&OCWW Board through State Scholarship Portal.

Yours faithfully,


**Labour Commissioner, Odisha-cum
Member Secretary, OB&OCWWB**

Memo No. 1988 /OBOWWB dated 16-12-2021

Copy submitted to the Principal Secretary to Government, Labour & ESI Department for favour of kind information.


**Labour Commissioner, Odisha-cum
Member Secretary, OB&OCWWB**

**Guidelines for Educational Assistance under
Nirman Shramik Kalyan Yojana**

Objective:

The objective of the scheme is to extend financial assistance to the eligible building and other construction worker for continuing education of their wards/ children under Nirman Shramik Kalyan Yojana being extended by the Odisha building and Other Construction Workers Welfare Board.

Key features and eligibility criteria for availing the Educational Assistance:

The financial assistance is being extended to such BoC beneficiaries who have completed at least one year as a registered beneficiary under the Board. In case, both parents are eligible registered beneficiaries, assistance in respect of a child should not be extended to both parents, separately. Financial assistance under the scheme is being extended to students from class 6th onwards and maximum two children of a family are eligible to get the assistance. For 6th and 7th standard the scheme is applicable only in respect of girl child; whereas for class 8th onwards the scheme is applicable for both girls and boys. However, 20% additional benefit over and above the normal educational assistance is being extended by the Board in respect of girl child from class 8th onwards.

Details of the educational assistance being extended by the Board is at below:

The list of courses shall be modified on any further amendment in the Act/ Rules.


Type, Number & Duration of Scholarship

Educational Assistance (on completion of 1 year)	Different benefits extended by Odisha Building and Other Construction Workers' Welfare Board.	
For class- 6 th and 7 th to girl child	Rs. 2,000/- per annum	
For class- 8 th to all children	Rs. 2,000/- per annum	20% additional benefit to girl child of beneficiary over and above normal assistance.
For class- 9 th to all children	Rs. 3,000/- per annum	
For class- 10 th to all children	Rs. 4,000/- per annum	
Cash award to the children securing 90% or above in Class-10 th	Rs. 10,000/- (Onetime)	
For Class – 11 th /12 th	Rs. 5,000/- per annum	
For Classes of B.A./B.Sc./ B.Com./PG Studies	Rs. 7,000/- per annum	
For B. Tech/ MCA/ MBA/ B. Arch./ M. Arch./ M.Tech/ M. Sc./ B. Pharm/ M. Pharm/ Hotel Management & Catering Services/ Medical (includes Allopathic, Ayurvedic & Homeopathic) in Govt. Colleges only	Rs.40,000/- per annum	
For B.Ed / CT/ Nursing Training / in Govt. Institutes	Rs 10,000/- per annum	

Modalities for implementation:

- i. A Common Scholarship Portal i.e. <https://scholarship.odisha.gov.in> has been developed by Government and integrated with the Board portal enabling online application by the students.
- ii. The registered BoC beneficiary should have made up-to-date annual contribution with the Board.
- iii. 50 % annual attendance of the student in a class for that academic year is required for availing the said assistance.
- iv. Course continuance-cum-attendance certificate from concerned educational institute is to be uploaded in this regard.
- v. The BoC beneficiary should have an active Bank Account with DBT enabled in his / her name
- vi. Students must enter the Bank details such as Bank/Branch name, saving bank account number and IFSC code very carefully to ensure smooth transfer of financial assistance to his or her parent's account.

Procedure for Application and Disbursement:



STEP 1

For new user - Click on the **Registration** link on the Scholarship Portal i.e. <https://scholarship.odisha.gov.in>

Existing user can click on the **Login** button.

STEP 2

Enter the Aadhaar number and proceed further.

STEP 3

Check your registered mobile or email to get the user ID and password.

STEP 4

Click on the login link at the portal and enter **User ID** and **password** to apply for scholarship.

STEP 5

Provide all necessary details like personal, academic, eligibility and bank information

STEP 6

Click on the "Save as draft" button to draft the information or click on "Next" button to save and proceed the scholarship form.

STEP 7

The preview of the completed form will appear on the page. Download the forms and take its print out.

STEP 8

The filled in application will be processed for verification and disbursement by the concerned District Labour Officer in the e-Shramik Portal of the Board.

STEP 9

The educational assistance on being disbursed by the disbursing authority in the e-Shramik Portal of the Board, the same will automatically get updated in the State Scholarship Portal for information of all stake holders.

List of Documents required for NSKY

The following legible documents will be uploaded at the time of applying under the scheme.

- i. Mark Sheets / Certificate of last qualifying examination
- ii. Aadhaar Card of the parent registered with the OB&OCWW Board.
- iii. BOC ID Card.
- iv. First page of bank account of the registered BoC worker (parent) containing account number and IFSC.
- v. College ID card issued by the concerned authority. While in the absence of the same, the student may provide Admission receipt/Library Card/Letter of Undertaking from concerned college authority (Anyone).

Role and Responsibility of the concerned School (Head Master)

For Class 6th to 10th Student Only

- i. For recommending the eligible candidates for the pre-matric educational assistance, click the Pre-Matric Application (s) in the left menu.
- ii. On the Pre-Matric Application(s) screen, please select class form above dropdown to get the class wise student data.
- iii. To get the details of the students/ ward of the BoC beneficiaries studying in a particular class, click the numeric figure for the total number of such students from the respective class, which leads you to the following. All students list displaying the name of the student, Aadhaar No. of student, Class, DOB, Gender, Caste, Religion and parents name (BoC beneficiary).

- iv. While recommending the name of the student/ ward of the BoC beneficiary, the recommending authority should ensure eligibility of the student as per provision laid down under eligibility criteria for availing the Educational Assistance.
- v. The Head master has to certify that the student (child of the Boc Beneficiary) has achieved 50% annual attendance in the class by end of November for that academic year.
- vi. A certificate in this regard is to be uploaded by the concerned School.
- vii. The Head Master will be personally held responsible for authenticating eligible students from the records displayed in their login.
- viii. For recommending the name of the student for availing educational assistance, click the APPLY button as highlighted against the name of the respective student.
- ix. In the **Basic Information** section, the details of the students are fetched from the extended MIS database.
- x. The system gives a success message that you have successfully recommended for the provisional eligible student list.
- xi. The recommended applications for availing educational assistance are forwarded to the concerned Welfare Extension Officer (WEO) of the Block/ ULB to which the respective school belongs for taking further action.

Role and Responsibility of the concerned Institution (College):

- i. The Head of Institution has to ensure genuineness of the student i.e. he / she is studying in the College for that particular year by checking his/her Roll Number/ Admission Number.
- ii. The Head of Institution shall be provided with the user id and pass word for the online verification of application forwarded by the students.
- iii. The verified applications will be forwarded to the concerned District Labour Officer.
- iv. While recommending the name of the student/ ward of the BoC beneficiary, the recommending authority should ensure eligibility of the student as per provision laid down under eligibility criteria for availing the Educational Assistance.
- v. The Educational Institute has to certify that the child of the Boc Beneficiary have achieved 50% annual attendance in the class by end of November for that academic year.
- vi. A certificate in this regard is to be uploaded by the concerned educational institutions.
- vii. The Head of Institution will be personally held responsible for authenticating eligible students from the records displayed in their login.

Role and Responsibility of the Welfare Extension Officer (WEO)

- i. The applications recommended by the Head Master will be scrutinised by the WEO and certify the authenticity/ eligibility of the BoC beneficiary for availing the said assistance as per law/ guidelines issued by Board from time to time.
- ii. On detection of ineligibility for availing the educational assistance, the application will be reverted back to the concerned Head Master for taking further at their level.
- iii. After due authentication and approval, the same will be forwarded to the concerned District Labour Officer for taking further action at their level.

Role and Responsibility District Labour Officer

- i. At Board end, after receipt of recommendation from the Head Master/ Principal/ Head of the Institution, the District Labour Officer will verify the authenticity/ eligibility of the BoC beneficiary for availing the said assistance as per law/ guidelines issued by Board from time to time.
- ii. After due authentication and approval, the same will be forwarded to the concerned Collector for sanction and disbursement.
- iii. On disbursement of the education assistance to the bank account of the BoC beneficiary (parent of the student), the same will get updated in the State Scholarship Portal for information of all stake holders.
- iv. Online payment to eligible will be made through DBT mode only.

Dateline for NSKY

Sl. No.	Activity	Dateline
1	Opening date of Online Application for student	27-Dec-2021 (9:00 AM)
2	Last date of Online Application for Student	28-Feb-2022 (6:00 PM)
3	Last date of Online validation of students record by Head Master/Principal/Head of the Institute	31-March-2022 (6:00 PM)
4	Last date of Online validation of students record by District Labour Officer	31-March-2022 (6:00 PM)

Miscellaneous

For any query or help, students & other stakeholders may contact scholarship Sanjog Hipline **155335, 1800-345-6770** or E-mail to **scholarshiLabour@gmail.com**

**Labour Commissioner, Odisha-cum-
Member Secretary, OB&OCCWW Board**

For more details please contact Sanjog Helpline (Toll Free) Number 155335/18003456770